



OUR GLOBAL  
COMPETENCE  
CENTRES

 APOLLO DISPLAY  
TECHNOLOGIES



 DISTEC



 DISPLAY  
TECHNOLOGY



# Datasheet

## Distec

### Compact Panel

CP-G121X1-L03-A00

DI-05-008

Version 1.2.0

The information contained in this document has been carefully researched and is, to the best of our knowledge, accurate. However, we assume no liability for any product failures or damages, immediate or consequential, resulting from the use of the information provided herein. Our products are not intended for use in systems in which failures of product could result in personal injury. All trademarks mentioned herein are property of their respective owners. All specifications are subject to change without notice.

---



## Table of Contents

1	Revision History .....	3
2	Description .....	3
3	Characteristics .....	4
3.1	Further Specifications.....	4
3.1.1	TFT Controller .....	4
3.1.2	TFT-Display .....	4
3.2	Reverse Scan/Scan Direction Option .....	5
4	Mechanical Drawing .....	6
5	Optional Accessories .....	7
5.1	Kit Input Connector Board including cable set .....	7
5.2	Single Cables (Power Cable, DVI, VGA, RS232 interface) .....	8
5.3	External (4+1) Button OSD Keypad .....	9



## 1 Revision History

Date	Rev.No.	Description	Page
20.05.2015	1.0.0	Initial release	All
27.06.2017	1.1.0	Support for IR-Remote removed	9
04.12.2018	1.2.0	Power supply cable changed, power supply added	8+9

## 2 Description

Distec's Compact Panel Series is an open frame design which is based on the PrismaCompact-Media. This modular based construction allows an easy mounting through a spread TFT-Display assortment.

The PrismaCompact-Media providing a RGB, HDMI/DVI, DP, USB/RS232 interface and supports resolutions from VGA up to WUXGA at a maximum of 85Hz refresh rate with automatic up- and downscaling function to full screen size, reverse scan and much more.

Our CP-G121X1-L03-A00 12.1" XGA LED Compact Panel with a high quality screen image and is designed for a wide temperature range usage and it gives a lot of convenience to the user in installing various applications such as gaming, amusement, industry and so on and accessing the GUI (Graphic User Interface).



## 3 Characteristics

Items	Unit	Specification
Type	LCD TFT	CP-G121X1-L03-A00
Screen Diagonal	[inch]/[mm]	12.1/307,34
Physical Size H x V x D	[mm]	260.50 x 204.00 x 15.4
Active Area H x V	[mm]	245.76 x 184.32
Pixels H x V		1024 (x3) x 768
Supported Colors		16.7M colors ( RGB 8-bit )
Brightness	[cd/m <sup>2</sup> ]	600
Viewing Angle		6h / 12h
Nominal Input Voltage	[V]	12 typ.
Typical Power Consumption	[W]	17 typ.
Weight	[kg]	0.575
Electrical Interface		RGB, TMDS, DisplayPort, UART
Temperature Range T <sub>OP</sub>	[°C]	-20...+65

### 3.1 Further Specifications

#### 3.1.1 TFT Controller

Distec PrismaCOMPACT-Media [Datasheet PrismaCOMPACT-Media](#)

#### 3.1.2 TFT-Display

InnoLux G121X1-L03 [Datasheet G121X1-L03](#)

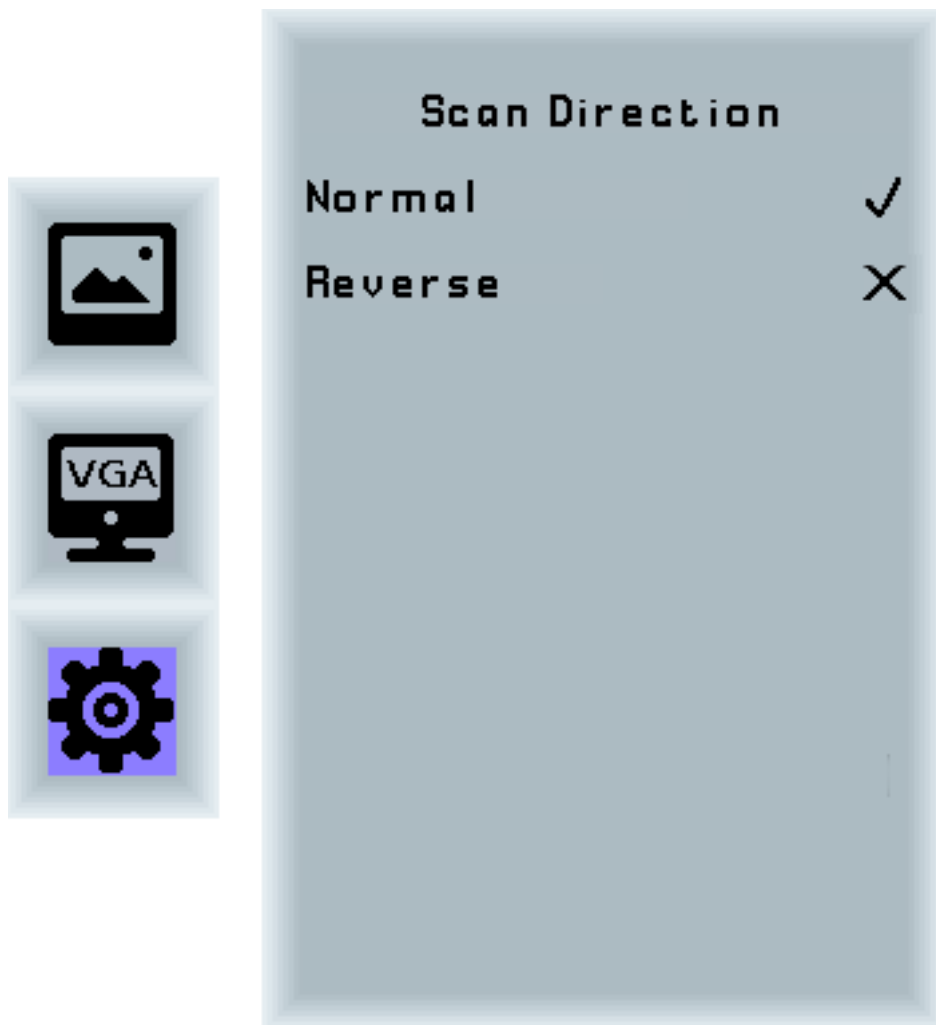


## 3.2 Reverse Scan/Scan Direction Option

This CompactPanel is able to rotate the image by 180° to have a 6 o'clock viewing angle based CompactPanel or a 12 o'clock viewing angle based one.

With this CompactPanel the Scan Direction is reverse enabled for a 6H viewing angle.

The rotation can be done via OSD menu Scan direction setup.  
(PrismaCOMPACT-Media\_Datasheet chapter 7.3.6 Scan direction)



**Note:**

Use reverse scan changes the mechanical alignment

Left mounting holes have a distance of 140 mm to each other.

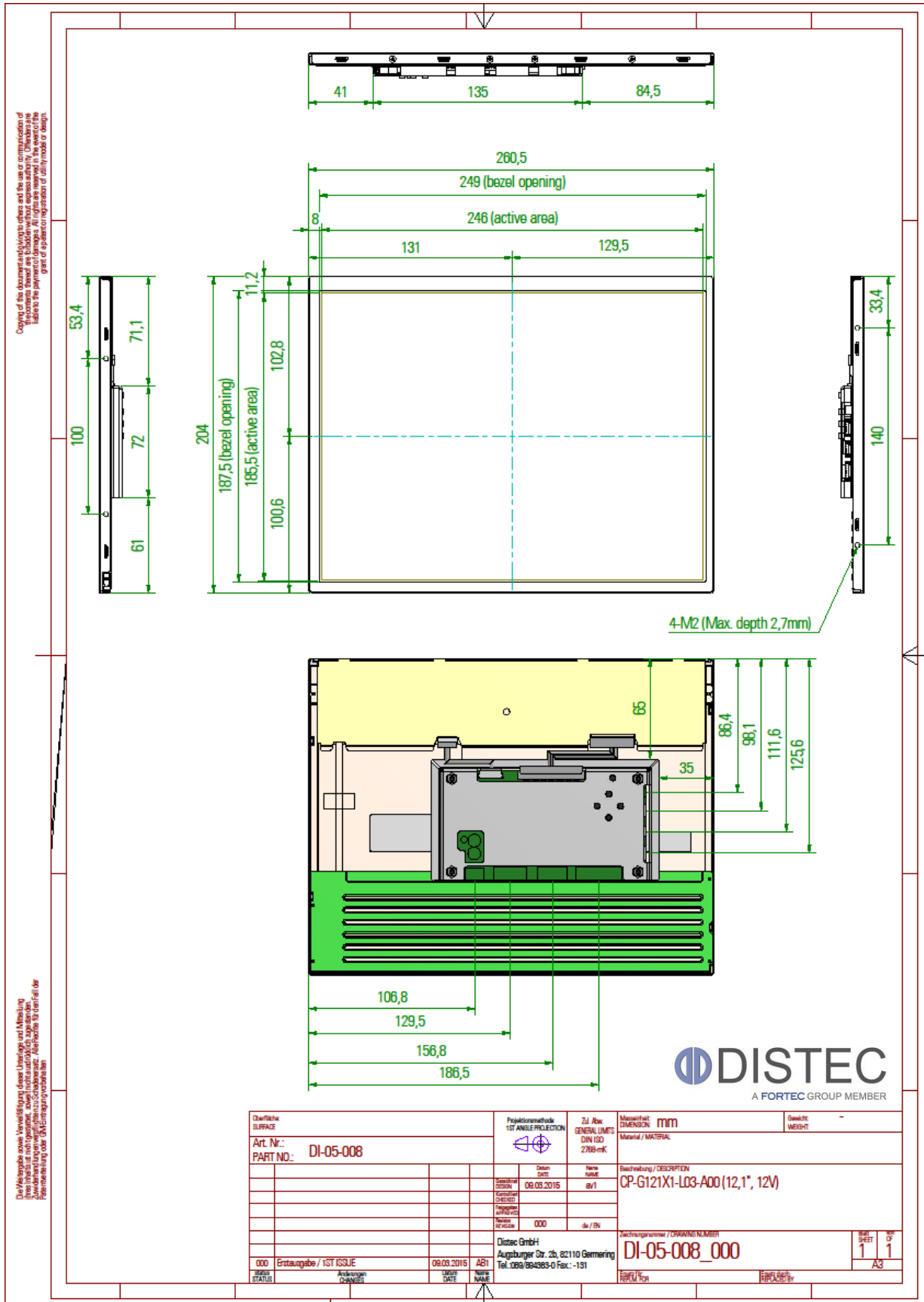
Right mounting holes have a distance of 100 mm to each other.

For new mechanical designs it is recommended to make the mounting holes so that the display can be mounted rotated by 180°.

Mounting holes should be designed as long holes (alignment: bezel top to mounting hole)



## 4 Mechanical Drawing







## 5 Optional Accessories

### 5.1 Kit Input Connector Board including cable set

- Connectors: Power-Jack, DP, DVI-I, VGA DSUB15, [USB-B/DSUB9] (Serial interface for firmware update and remote control)
- IF 396 cable connection set 20cm (Power, DP, DVI, RGB, UART)



ZU-02-396 IF396-00 RDDP-UR Input Board P-C Media



#### Order number:

#### **KI-90-008 Kit CP-Input Board IF396 incl. cables**

(Kit including the following components)

- ZU-02-396 IF396-00 RDDP-UR Input Board P-C Media
- KA-30-365 Cable RGB IF396/PrismaCompactMedia 20cm
- KA-30-363 Cable DVI IF396/PrismaCompactMedia 20cm
- KA-30-364 Cable DP IF396/PrismaCompactMedia 20cm
- KA-30-361 Cable POW IF396/PrismaCompactMedia 20cm
- KA-30-362 Cable UART IF396/PrismaCompactMedia 25cm





## 5.2 Single Cables (Power Cable, DVI, VGA, RS232 interface)

### RS232 interface + cable for Remote Control and Firmware update

ZU-02-370 IF370-00-R10programingadap.Pris./Art.NET  
KA-30-101 Cable Service/Debug ArtistaNET/Pris 80cm



### VGA Cable

KA-03-027 VGA Cable LTM150XI/170EI female 80cm



### DVI Cable

KA-30-382 Cable DVI-D Female / PCompactMedia 80cm



### HDMI Cable

KA-30-577 Cable HDMI-A Male / PCompactMedia 80cm



### Power Supply Cable

KA-31-030 Cable DC Power Jack 2,1mm/PHR-4 800mm






## Power Supply

NT-01-062 AC Adapter CWT KPL-060F-VI(C14/12V5A)2,1



## 5.3 External (4+1) Button OSD Keypad



### External (4+1) Button OSD Keypad:

- ZU-02-398 IF398-00-OSD-Board-Universal
- KA-30-394 OSD-Cable IF398

Our company network supports you worldwide with offices in Germany, Austria, Switzerland, the UK and the USA. For more information please contact:

## Headquarters

Germany



**FORTEC Elektronik AG**

Lechwiesenstr. 9  
86899 Landsberg am Lech

Phone: +49 8191 91172-0  
E-Mail: [sales@forteca.de](mailto:sales@forteca.de)  
Internet: [www.forteca.de](http://www.forteca.de)

## Fortec Group Members

Austria



**FORTEC Elektronik AG**

**Office Vienna**

Nuschinggasse 12  
1230 Wien

Phone: +43 1 8673492-0  
E-Mail: [office@fortec.at](mailto:office@fortec.at)  
Internet: [www.fortec.at](http://www.fortec.at)

Germany



**Distec GmbH**

Augsburger Str. 2b  
82110 Germering

Phone: +49 89 894363-0  
E-Mail: [info@distec.de](mailto:info@distec.de)  
Internet: [www.distec.de](http://www.distec.de)

Switzerland



**ALTRAC AG**

Bahnhofstraße 3  
5436 Würenlos

Phone: +41 44 7446111  
E-Mail: [info@altrac.ch](mailto:info@altrac.ch)  
Internet: [www.altrac.ch](http://www.altrac.ch)

United Kingdom



**Display Technology Ltd.**

Osprey House, 1 Osprey Court  
Hichingbrooke Business Park  
Huntingdon, Cambridgeshire, PE29 6FN

Phone: +44 1480 411600  
E-Mail: [info@displaytechnology.co.uk](mailto:info@displaytechnology.co.uk)  
Internet: [www.displaytechnology.co.uk](http://www.displaytechnology.co.uk)

USA



**Apollo Display Technologies, Corp.**

87 Raynor Avenue,  
Unit 1 Ronkonkoma,  
NY 11779

Phone: +1 631 5804360  
E-Mail: [info@apolloDisplays.com](mailto:info@apolloDisplays.com)  
Internet: [www.apolloDisplays.com](http://www.apolloDisplays.com)